

# NSF and the Federal Budget

**Michael Sieverts**

Division Director, Budget Division  
Office of Budget, Finance, and Award Management  
U.S. National Science Foundation



# Main Topics

- Federal Budget: Some Basics
- NSF Budget Process
- NSF Appropriations
- Current Events



# Spending America's Income

*Broad revenue and spending categories in President Obama's fiscal 2017 budget:*

## Where it comes from (receipts)

**\$3.6 Trillion**

Individual income tax: **\$1,788 billion**

Corporate income tax: **\$419 billion**

Payroll tax: **\$1,141 billion**

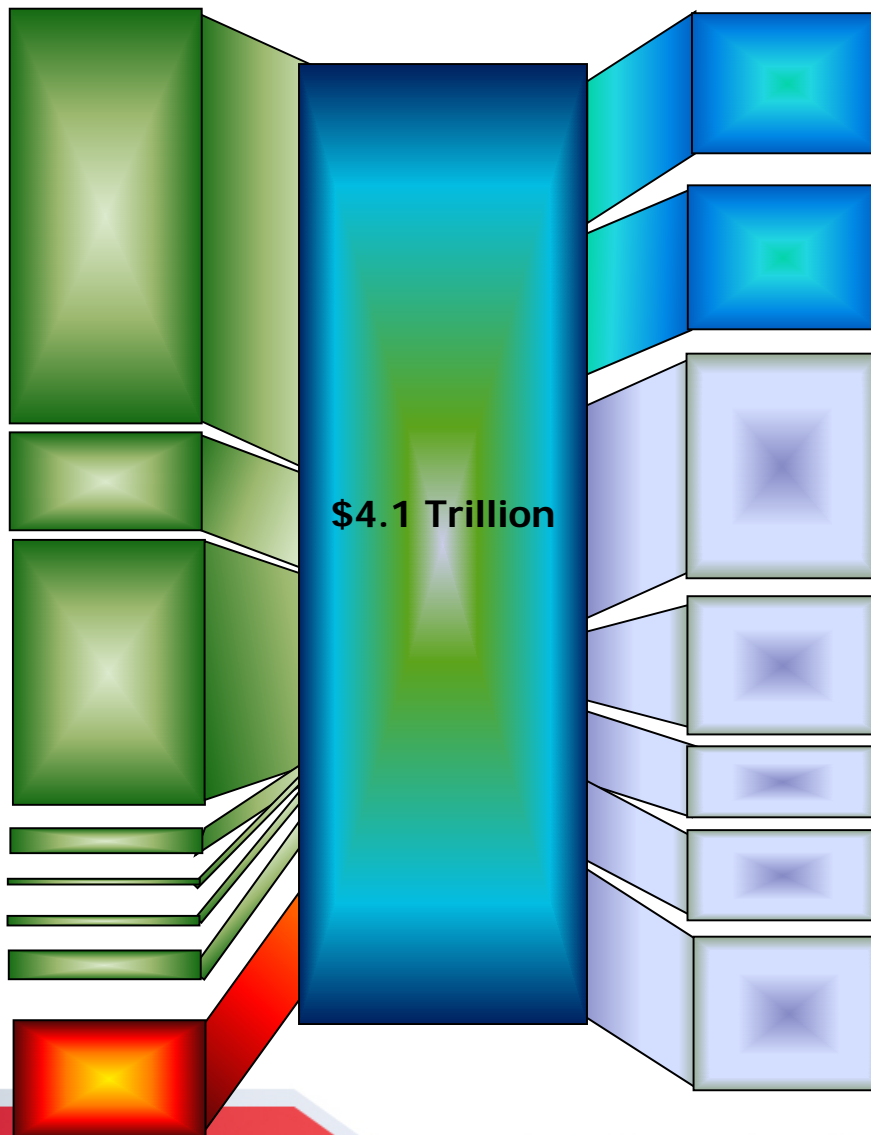
Excise tax: **\$110 billion**

Estate and gift tax: **\$22 billion**

Customs duties: **\$40 billion**

Other: **\$124 billion**

**Deficit: \$502 billion**



## How it would be spent (outlays)

**\$4.1 Trillion**

**\$608 billion: Defense (Discretionary)**

**\$625 billion: Non-Defense (Discretionary)**

**\$967 billion: Social Security**

**\$598 billion: Medicare**

**\$303 billion: Interest on debt**

**\$386 billion: Medicaid**

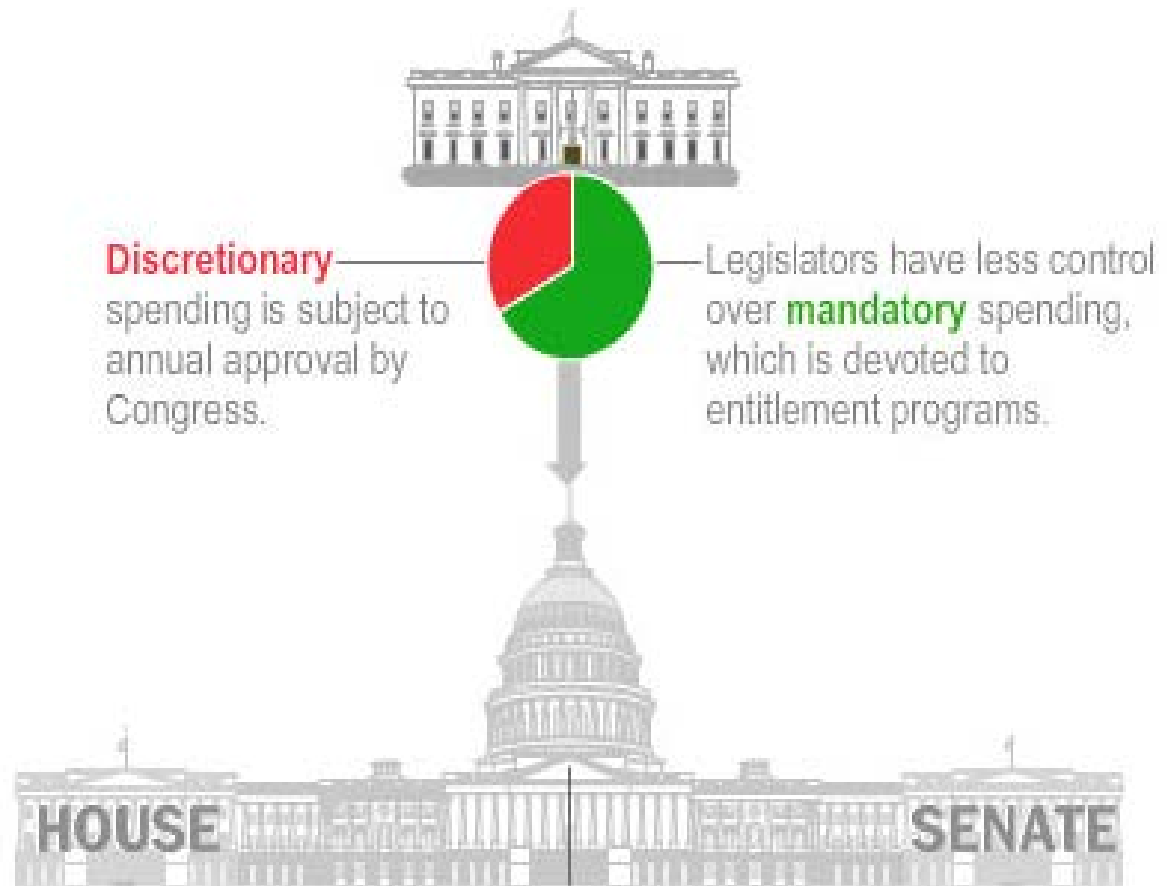
**\$661 billion: Other**



*Totals may not add due to rounding.*

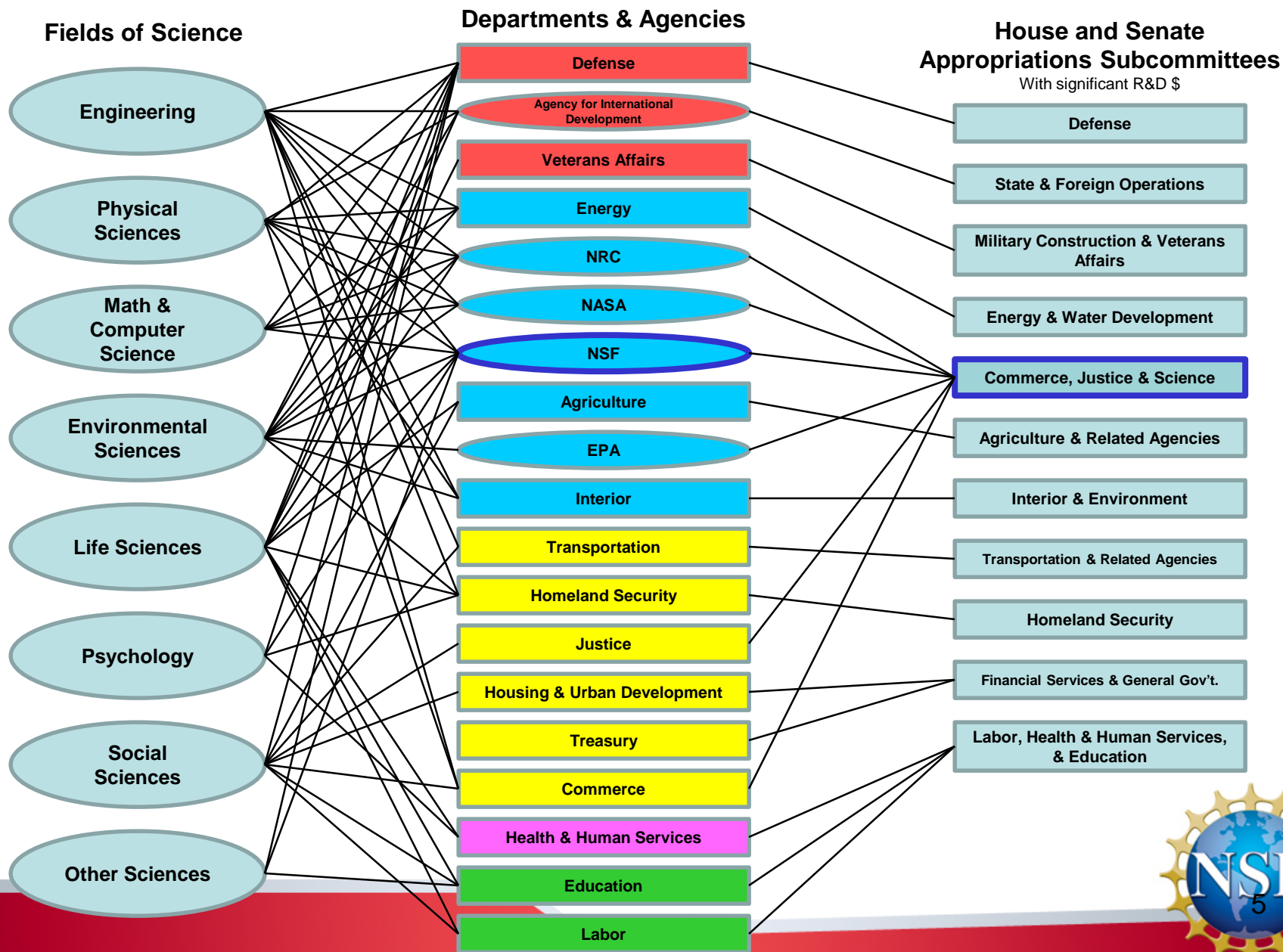
## President submits budget

On or before the first Monday in February, the president submits to Congress a detailed budget request for the next fiscal year, which begins on Oct. 1.

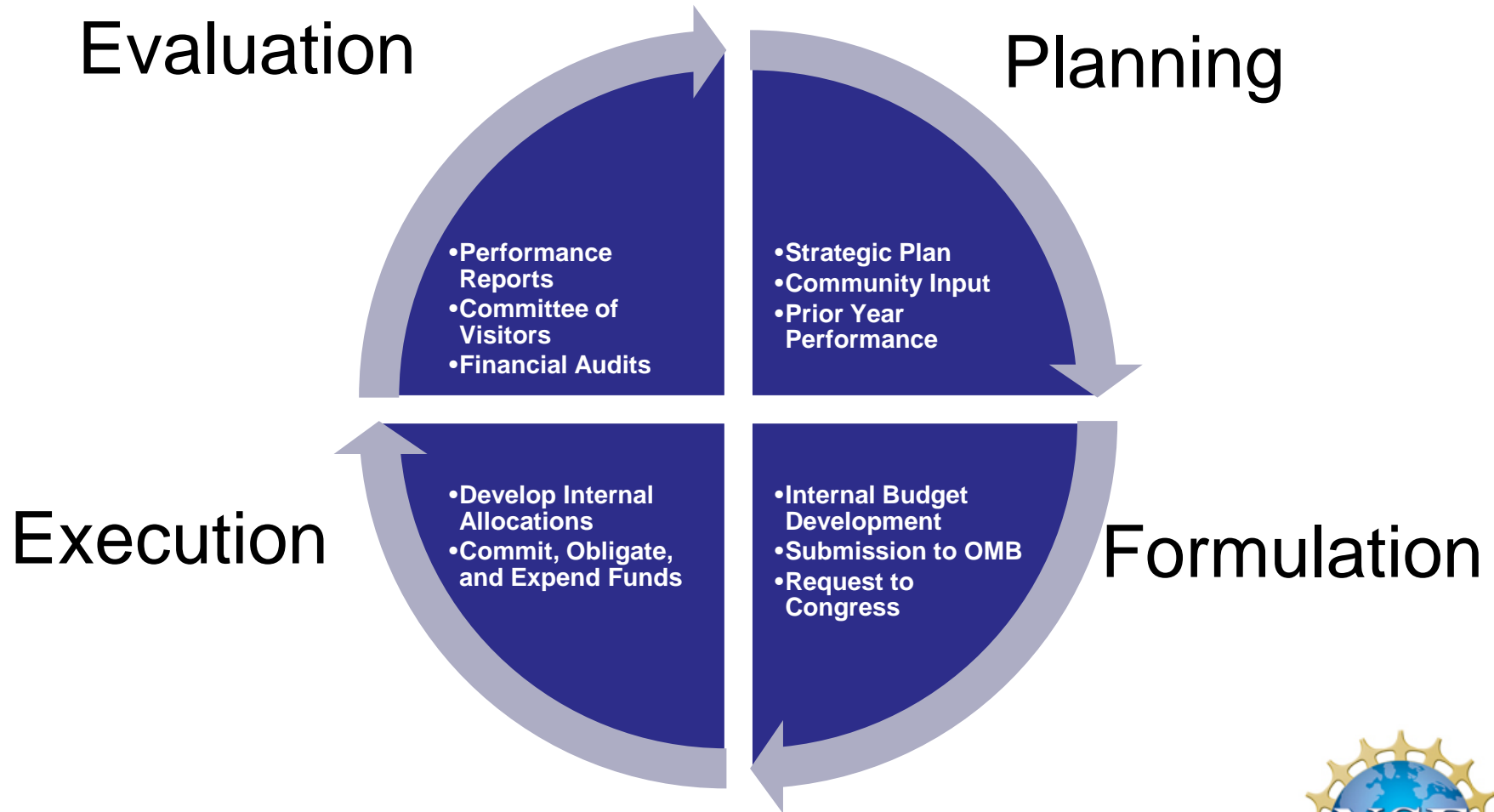


# Fields of Science and Executive and Legislative Decision Units

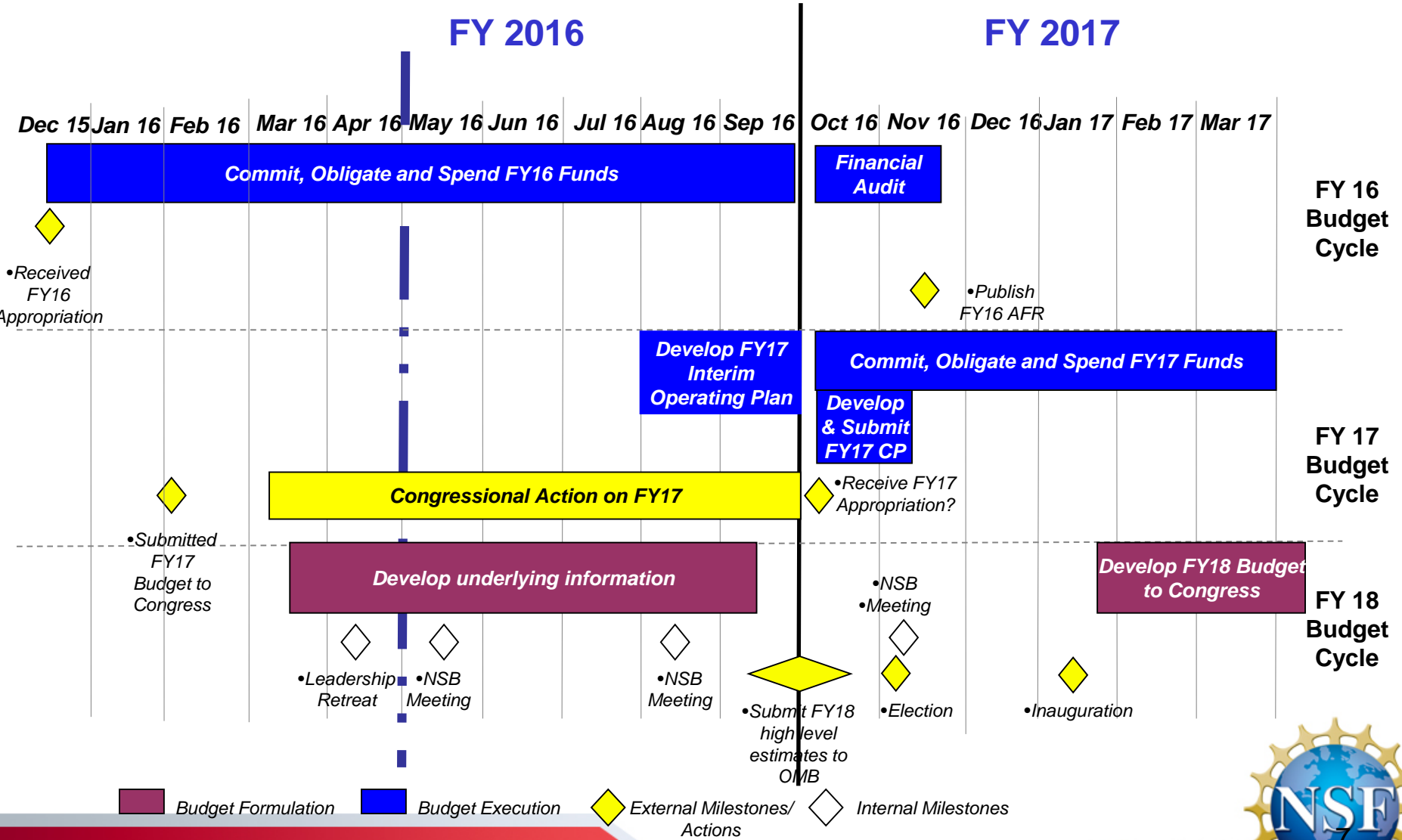
Connecting lines show location of budget decisions, but not decision sequences



# Overview of Budget Process



# Budget Planning Timeline



Note: Timing of internal deadlines and appropriations fluctuates from year-to-year





# What is the “budget”?

- Congressional Justification
  - Justification of Estimates of Appropriations to the Congress
- NSF:
  - 2 pages of appropriations language
  - ~570 pages of “justification”
- Know your pages
  - <http://www.nsf.gov/about/budget/>





# NSF Budget

NSF Total Budget  
(FY 2016):  
\$7.463 billion

NSF receives funding in six appropriations to finance its mission

Programmatic  
Activities

Research and Related Activities (R&RA)  
Education and Human Resources (EHR)  
Major Research Equipment and Facilities  
Construction (MREFC)

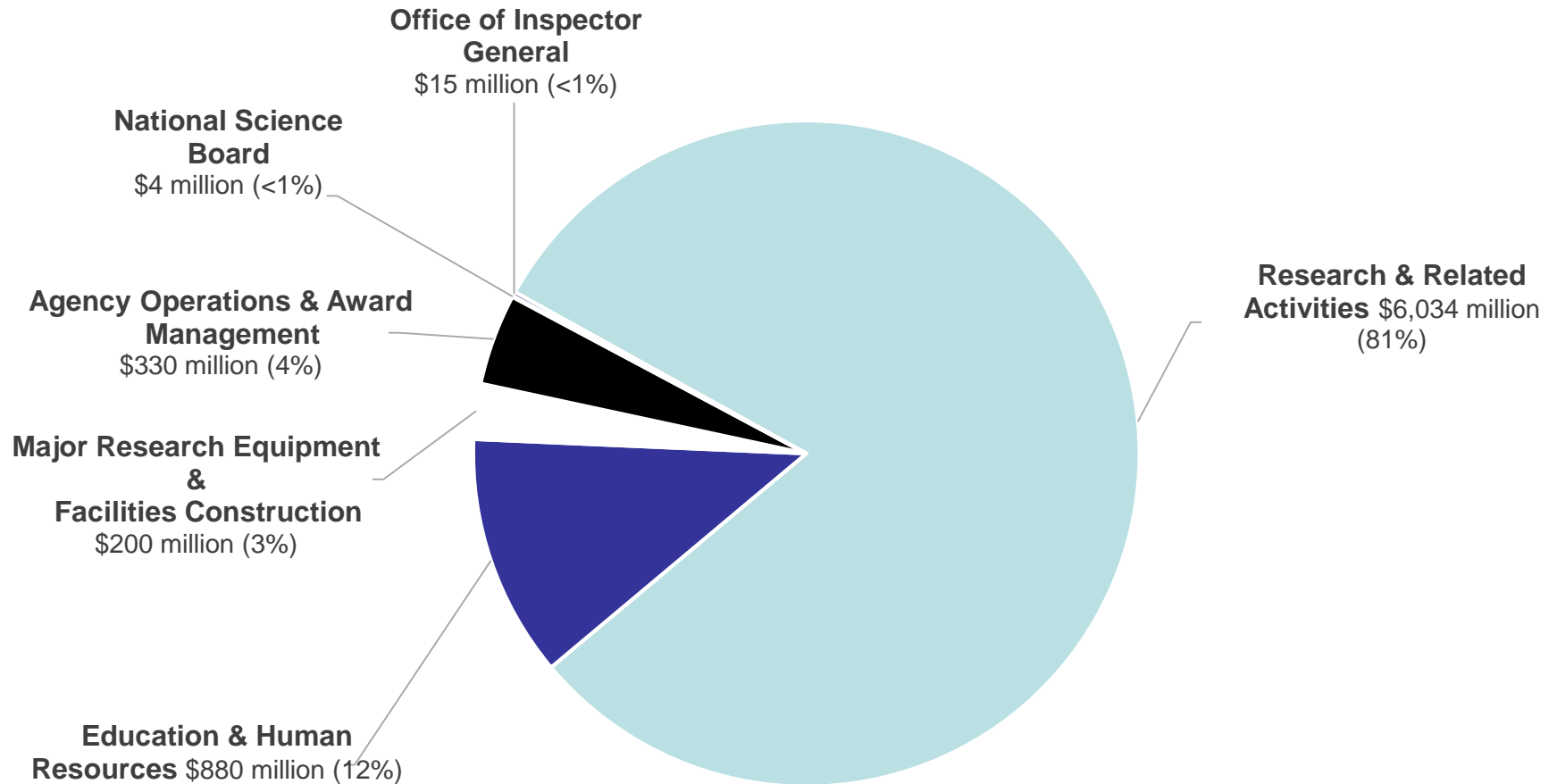
Administrative  
& Management  
Activities

Agency Operations and Award Management (AOAM)  
National Science Board (NSB)  
Office of Inspector General (OIG)



# NSF BUDGET STRUCTURE

## FY 2016 Appropriations by Account - \$7,463 million



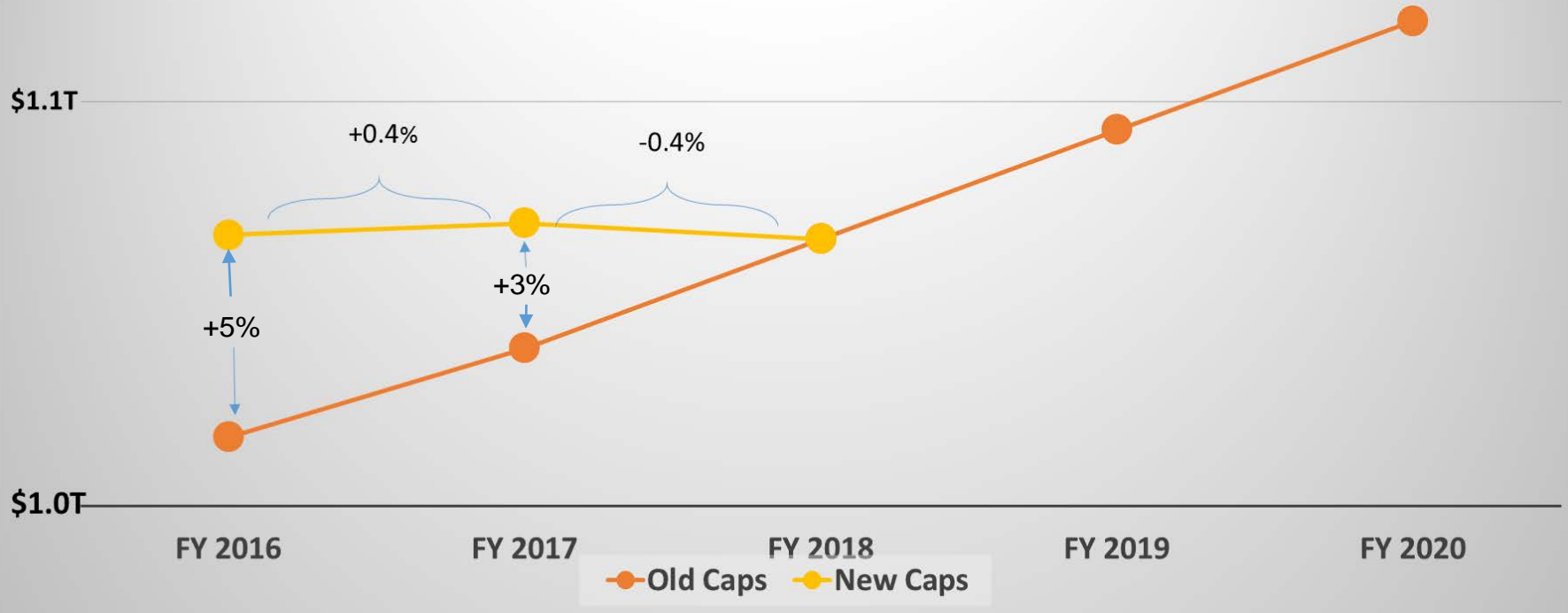
# Program Accounts

- R&RA & EHR:
  - Major Directorates and Offices.
  - ~93% of Total Appropriation for NSF
- MREFC:
  - Major facility projects
  - ~3% of Total Appropriation for NSF



# Current Events: Bipartisan Budget Act of 2015 (P.L. 114-74)

Discretionary Budget Caps



National Science Foundation  
FY 2017 Budget Request to Congress  
(Dollars in Millions)

Account	FY 2016 Estimate	FY 2017 Request - Discretionary	FY 2017 Request Discretionary over FY 2016 Estimate		FY 2017 Request - Mandatory	FY 2017 Request - Total	FY 2017 Request Total over FY 2016 Estimate	
			Amount	Percent			Amount	Percent
Research & Related Activities	\$6,034	\$6,079	\$46	0.8%	\$346	\$6,425	\$392	6.5%
Education & Human Resources	880	899	19	2.1%	54	953	73	8.3%
Major Research Equipment & Facilities Construction	200	193	(7)	-3.6%	-	193	-7	-3.6%
Agency Operations & Award Management	330	373	43	13.0%	-	373	43	13.0%
National Science Board	4	4	*	0.2%	-	4	*	0.2%
Office of Inspector General	15	15	*	0.3%	-	15	*	0.3%
<b>Total, NSF</b>	<b>\$7,463</b>	<b>\$7,564</b>	<b>\$101</b>	<b>1.3%</b>	<b>\$400</b>	<b>\$7,964</b>	<b>\$501</b>	<b>6.7%</b>

Totals may not add due to rounding.

\* denotes amounts <\$500K.



# What is meant by mandatory funding?

- Different category of Federal spending than NSF typically sees
- Also known as “direct spending”
- GAO Definition: budget authority that is provided in laws other than appropriations acts
- Most commonly associated with entitlement programs (Social Security, Medicare, etc.) but also supports R&D
- *Not subject to discretionary caps*
- In FY 2017, the Administration is seeking legislation to provide mandatory funding for NSF on a one-time basis



# Congressional Action to Date

- FY 2017 Budget Hearings in the House
  - House Appropriations, Subcommittee Commerce, Science, Justice March 16, 2016
    - House Committee on Science, Space & Technology March 22, 2016
- Senate markup on April 21, 2016
- House subcommittee markup on May 17, 2016
- Congress not considering Administration's proposal for new mandatory funding





# Senate Mark-up

## National Science Foundation

FY 2017 Senate Markup: Comparison to FY 2017 Request (Discretionary) and FY 2016 Estimate  
(Dollars in Millions)

Account	FY 2016 Estimate	FY 2017 Request- Discretionary	FY 2017 Senate	FY 2017 Senate over FY 2016 Estimate		FY 2017 Senate over FY 2017 Request- Discretionary	
				Amount	Percent	Amount	Percent
Research & Related Activities	\$6,034	\$6,079	\$6,034	-	-	-\$46	-0.8%
Education & Human Resources	880	899	880	-	-	-19	-2.1%
Major Research Equipment & Facilities Construction	200	193	247	46	23.1%	53	27.7%
Agency Operations & Award Management	330	373	330	-	-	-43	-11.5%
National Science Board	4	4	4	-	-	*	-0.2%
Office of Inspector General	15	15	15	*	0.3%	-	-
<b>Total, NSF</b>	<b>\$7,463</b>	<b>\$7,564</b>	<b>\$7,510</b>	<b>\$46</b>	<b>0.6%</b>	<b>-\$54</b>	<b>-0.7%</b>

Totals may not add due to rounding.

\* denotes amounts <\$500K.



# House Mark-up

## National Science Foundation

FY 2017 House Markup: Comparison to FY 2017 Request (Discretionary) and FY 2016 Estimate

(Dollars in Millions)

Account	FY 2016 Estimate	FY 2017 Request- Discretionary	FY 2017 House	FY 2017 House over FY 2016 Estimate		FY 2017 House over FY 2017 Request- Discretionary	
				Amount	Percent	Amount	Percent
Research & Related Activities	\$6,034	\$6,079	\$6,079	\$45	0.7%	-	-
Education & Human Resources	880	899	880	-	-	-19	-2.1%
Major Research Equipment & Facilities Construction	200	193	87	-113	-56.5%	-106	-54.9%
Agency Operations & Award Management	330	373	340	10	3.0%	-33	-8.8%
National Science Board	4	4	4	*	-	-	-
Office of Inspector General	15	15	15	*	-	-	-
<b>Total, NSF</b>	<b>\$7,463</b>	<b>\$7,563</b>	<b>\$7,405</b>	<b>-\$58</b>	<b>-0.8%</b>	<b>-\$158</b>	<b>-2.1%</b>

Totals may not add due to rounding.

\* denotes amounts <\$500K.



# Appropriations: Noteworthy Items

## SENATE

- Third Regional Class Research Vessel
- GAO review of projects funded via MREFC account
  - Based on GAO review of NASA projects
- NSB report re: facilities O&M
- AOAM funding insufficient to cover relocation to Alexandria

## HOUSE

- No details yet
- No Regional Class Research Vessel funding



# Outlook

## ➤ Uncertainty – Potential Outcomes....

- Appropriations enacted by Oct. 1

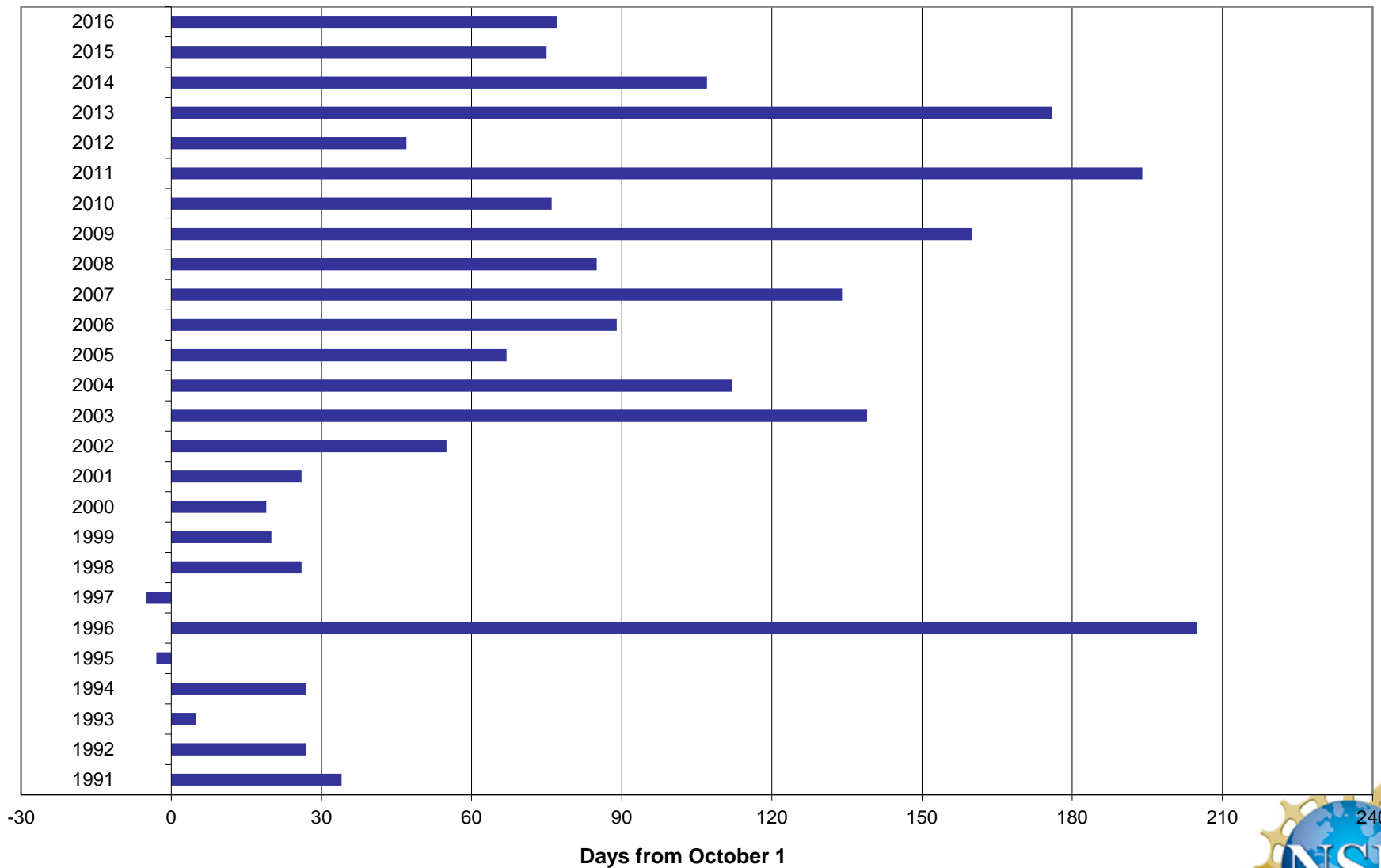
-- OR --

- Continuing resolution until after election or inauguration



# APPROPRIATIONS DRIFT

## NSF Appropriations Dates versus Start of Federal Fiscal Year Oct. 1



# For More Information

NSF Budgets – Budget and Performance link at bottom of nsf.gov

<http://www.nsf.gov/about/budget/>

<http://www.nsf.gov/about/performance/>

NSF Budget Primer -

[http://collaboration.inside.nsf.gov/bfa/Budget/Budget%20Process%20Primer/01\\_Primer\\_Introduction.aspx](http://collaboration.inside.nsf.gov/bfa/Budget/Budget%20Process%20Primer/01_Primer_Introduction.aspx)

NSF Budget Internet Information System (BIIS) - <http://dellweb.bfa.nsf.gov/>

NSF Enterprise Information System (EIS) –

<http://budg-eis-01/eisportal/default.aspx>

NSF Program and Financial Coding Manual FY 2016

<https://inside.nsf.gov/tools/toolsdocuments/Inside%20NSF%20Documents/NSF%20Manual%202021.pdf>

